

MLNMM (Codigo raiz)  
MPNMM - (Codigo raiz)



Potência	Tensão	Fluxo Luminoso (CW)
12W	12-24 Vcc 85-320Vca 108-250Vcc	2840.21
18W		3362.77
24W		4069.95
30W		4534.94
50W		7331.48

\*Fluxo luminoso NW e WW solicitar.

Peso (Kg)  
3,46

MARCAÇÃO	
Gases	Ex db eb mb op is IIB Gb Ex db eb mb op is IIC Gb
Classe de Temperatura	Ex tb IIIC Db
Grau de Proteção	IP66W
Zonas	1, 2, 21 e 22
Temperatura de Operação	-20°C ≤ Ta ≤ +40°C

Sobressalentes	
Código	Item
MLNMM00005	Anel Refletor
MPNMMCJ0013	CJ PCB + Led CW
MPNMMCJ0015	CJ Difusor vidro Transparente
MPNMMCJ0021	CJ Difusor vidro Translúcido
MLNMMCJ0022	CJ Difusor vidro Translúcido
MLNMMCJ0011	CJ Difusor vidro Transparente
MLNMMCJ0024	CJ PCB + Led CW
Ver catálogo de driver	Driver
MLNMMCJ00005	Placa refletora
MPNMMCJ00010	Vedação Aro
MPNMMCJ00011	Vedação tampa compartimento drive

## Descrição do Produto

**Luminária/Projeto LED, a prova de explosão com compartimento do driver incorporado.**

**Corpo:** Alumínio injetado copper free;

**Cor:** Cinza;

**Difusor:** Vidro temperado transparente ou translúcido (jateado);

**THD:** ≤10%

**IRC:** >70;

**Aprovações:** LM80, LM79;

**Driver:** Eletrônico encapsulado (DPS incorporado);

**Proteção:** Contra curto circuito, sobretemperatura, sobretensão, subtensão, sobrecorrente;

**Fator de Potência:** > 0,95;

**Frequência:** 50/60Hz;

**Entrada:** Por prensa cabo (Ver Tabela);

**Terminais:** Para cabos de até 4mm<sup>2</sup>;

**Aterramento Externo:** Disponível;

**Impacto:** IK08;

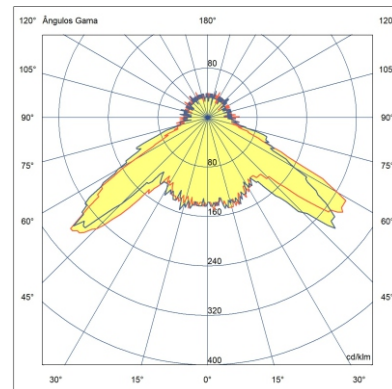
**Vida Útil:** > 60000 horas;

**Garantia:** 5 anos;

**Normas Técnicas:** ABNT NBR IEC 60079-0 / 15 / 31,  
ABNT NBR IEC 60529;

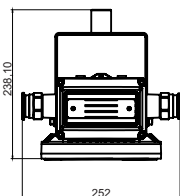
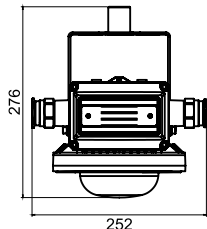
**Nota:** Outras tensões sob consulta.

**Certificado:** TÜV 15.1577 X;

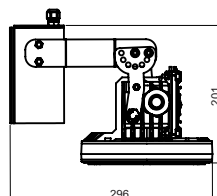
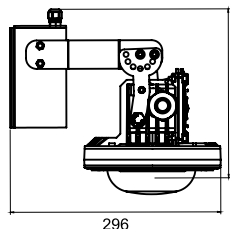



Temperatura de cor	
CW	5700K a 6700K
NW	4400K a 5500K
WW	3000K a 4000K

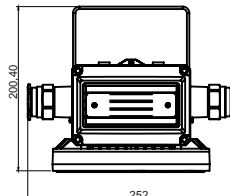
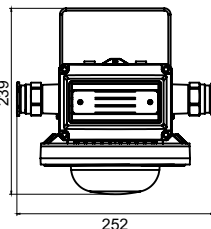
**Suporte Alça Ajustável**  
Fixação por Eletroduto



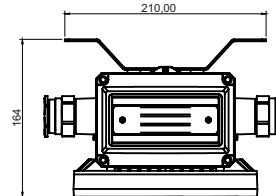
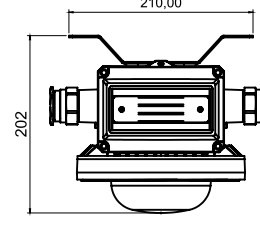
**Suporte Poste Regulável**



**Suporte Angular Tipo U**

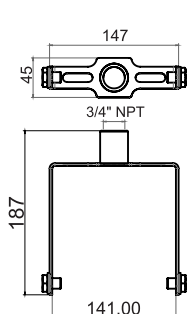


**Suporte Teto**



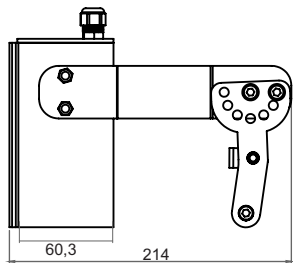
MLNMM (Codigo raiz)  
MPNMM - (Codigo raiz)

**Suporte Ajustável**  
Fixação por Eletroduto (E□)

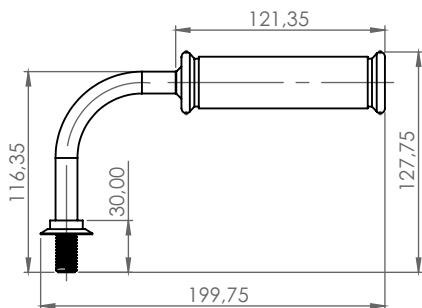


E3C = 3/4"  
E7C = 1/2"

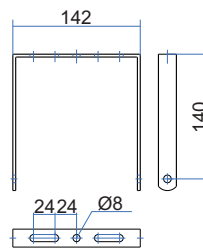
**Suporte Poste**  
Regulável (PO)



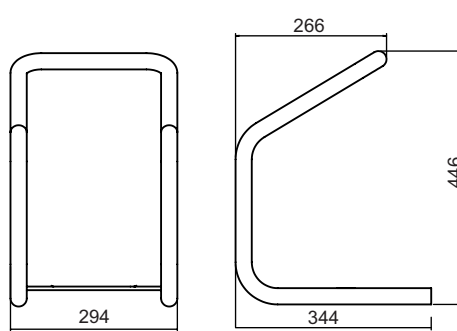
**Suporte punho portátil (PN)**



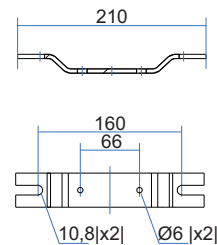
**Suporte Angular**  
Tipo U (AU)



**Portátil (PT)**

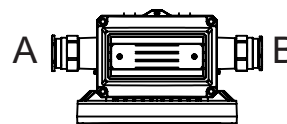
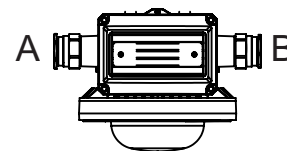
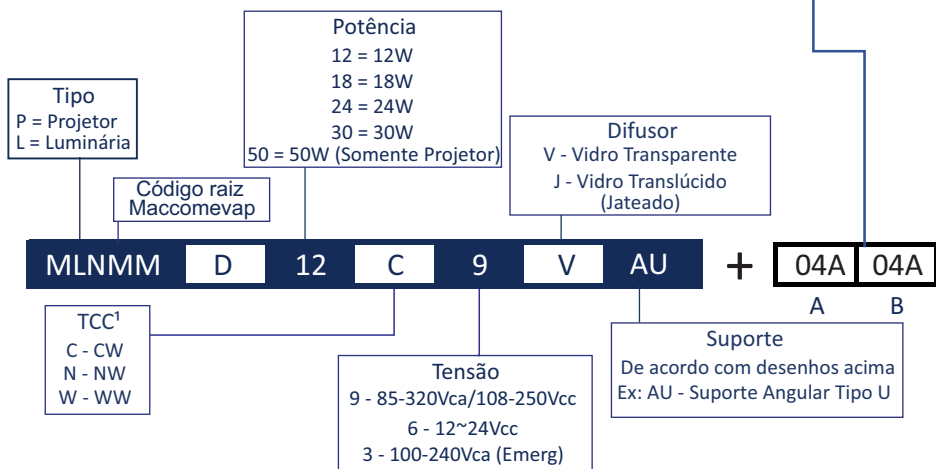


**Suporte Teto (TE)**



PRENSA CABOS E/OU TAMPÕES			ALUMÍNIO	LATÃO NIQUELADO	AÇO INOX	Poliamida
MODELO	ROSCA	RANGE				
A2F 148	M25P	8,0-16,0	04A	04L	04I	N/A
	M25	13,0-20,0	05A	05L	05I	
E1F 147	M25	13,0-19,5/20,3-27,2	09A	09L	09I	
	M25	10,5 - 19,5 / 20,3 - 27,2	12A	12L	12I	
E1F 160	M25P	8,0 - 14,0 / 12,5 - 21,0	13A	13L	13I	
	M25	6,0 - 14,0	N/A			
A2 159	M25G	14,0 - 18,0	N/A			18P
TAMPÃO	M25	N/A	21A	21L	21I	21P

\* Padrão de fornecimento Alumínio M25 MAC.EXDE.148



\* Outras conexões sob consulta  
1 - TCC - Temperatura de cor correlata